

Town of Dobson, 2010
Dobson town, NC (3717340)
Geography: Place

Prepared by: Northwest Piedmont COG

Summary	2000	2010	2015			
Population	1,457	1,489	1,490			
Households	555	564	564			
Families	339	382	379			
Average Household Size	2.37	2.50	2.50			
Owner Occupied Housing Units	281	373	378			
Renter Occupied Housing Units	274	191	186			
Median Age	34.9	39.1	40.9			
Trends: 2010 - 2015 Annual Rate	Area	State	National			
Population	0.01%	1.61%	0.76%			
Households	0.00%	1.69%	0.78%			
Families	-0.16%	1.52%	0.64%			
Owner HHs	0.27%	1.72%	0.82%			
Median Household Income	2.46%	2.54%	2.36%			
Households by Income	2000		2010		2015	
	Number	Percent	Number	Percent	Number	Percent
<\$15,000	172	31.5%	104	18.5%	98	17.3%
\$15,000 - \$24,999	89	16.3%	104	18.5%	90	15.9%
\$25,000 - \$34,999	73	13.4%	68	12.1%	61	10.8%
\$35,000 - \$49,999	70	12.8%	92	16.3%	90	15.9%
\$50,000 - \$74,999	73	13.4%	121	21.5%	141	25.0%
\$75,000 - \$99,999	35	6.4%	44	7.8%	46	8.1%
\$100,000 - \$149,999	19	3.5%	16	2.8%	21	3.7%
\$150,000 - \$199,999	5	0.9%	2	0.4%	2	0.4%
\$200,000+	10	1.8%	12	2.1%	16	2.8%
Median Household Income	\$26,762		\$35,592		\$40,184	
Average Household Income	\$43,113		\$46,679		\$51,138	
Per Capita Income	\$19,346		\$18,299		\$20,135	
Population by Age	2000		2010		2015	
	Number	Percent	Number	Percent	Number	Percent
0 - 4	109	7.5%	93	6.2%	86	5.8%
5 - 9	90	6.2%	96	6.4%	93	6.2%
10 - 14	82	5.6%	106	7.1%	104	7.0%
15 - 19	104	7.1%	84	5.6%	102	6.8%
20 - 24	124	8.5%	66	4.4%	72	4.8%
25 - 34	221	15.2%	198	13.3%	148	9.9%
35 - 44	201	13.8%	232	15.6%	237	15.9%
45 - 54	160	11.0%	226	15.2%	222	14.9%
55 - 64	116	8.0%	180	12.1%	206	13.8%
65 - 74	121	8.3%	111	7.5%	130	8.7%
75 - 84	89	6.1%	73	4.9%	66	4.4%
85+	40	2.7%	24	1.6%	25	1.7%
Race and Ethnicity	2000		2010		2015	
	Number	Percent	Number	Percent	Number	Percent
White Alone	1,105	75.8%	1,123	75.5%	1,082	72.7%
Black Alone	57	3.9%	27	1.8%	25	1.7%
American Indian Alone	6	0.4%	5	0.3%	5	0.3%
Asian Alone	0	0.0%	0	0.0%	0	0.0%
Pacific Islander Alone	0	0.0%	0	0.0%	0	0.0%
Some Other Race Alone	283	19.4%	325	21.8%	367	24.6%
Two or More Races	6	0.4%	8	0.5%	10	0.7%
Hispanic Origin (Any Race)	376	25.8%	471	31.6%	544	36.5%

Data Note: Income is expressed in current dollars

Source: U.S. Bureau of the Census, 2000 Census of Population and Housing. Esri forecasts for 2010 and 2015.

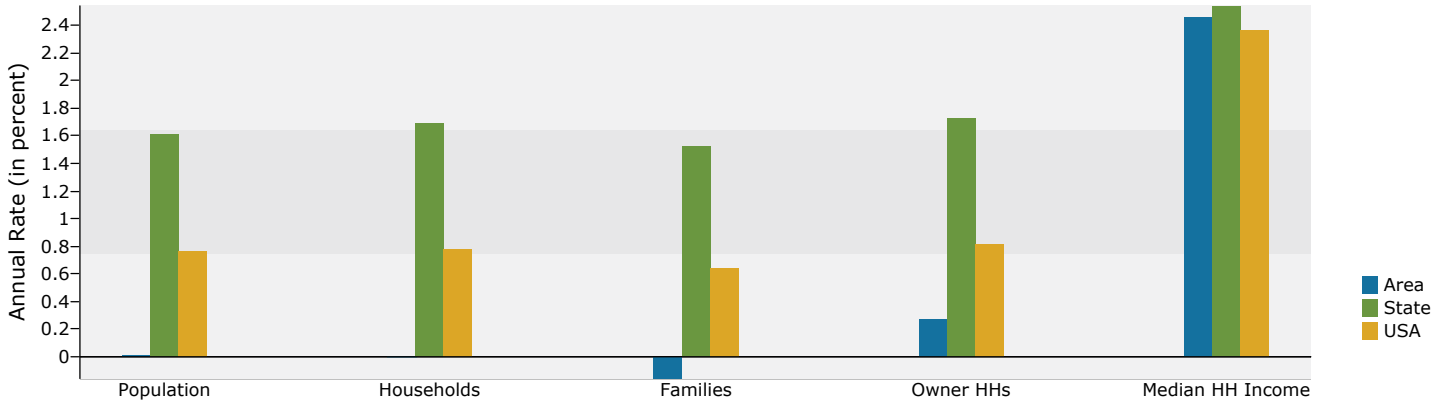
January 16, 2011

Made with Esri Business Analyst

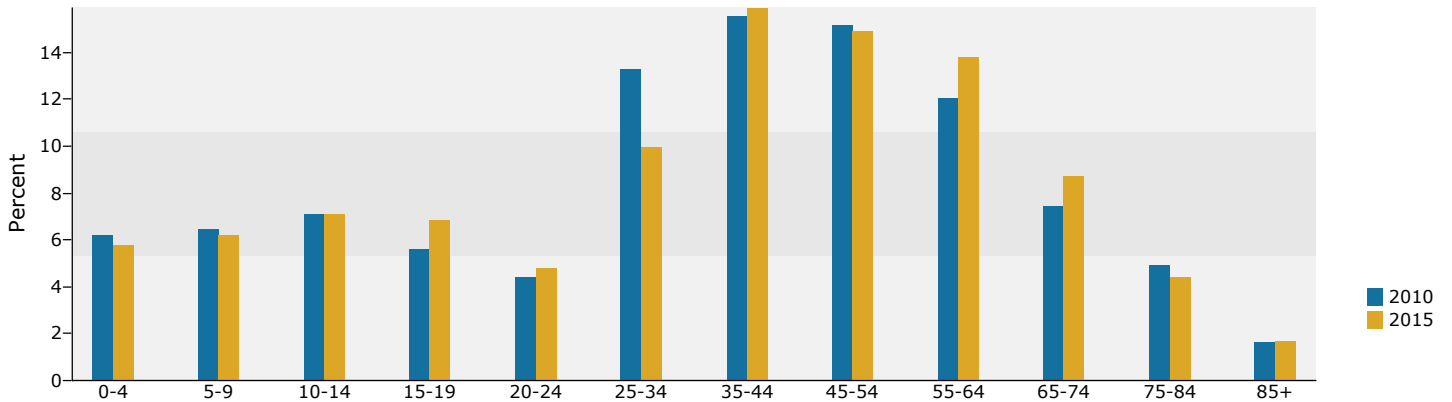
Town of Dobson, 2010
Dobson town, NC (3717340)
Geography: Place

Prepared by: Northwest Piedmont COG

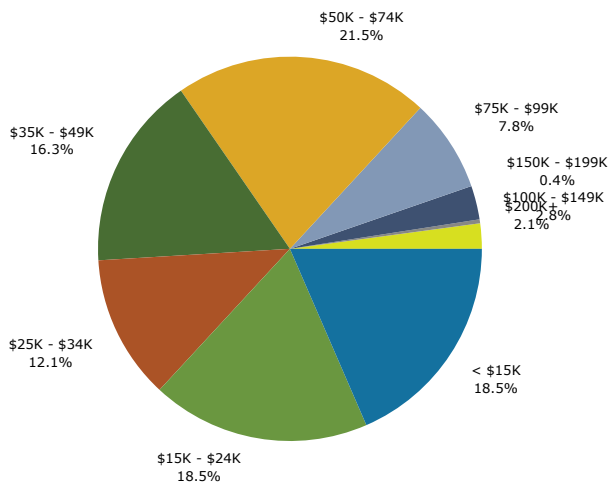
Trends 2010-2015



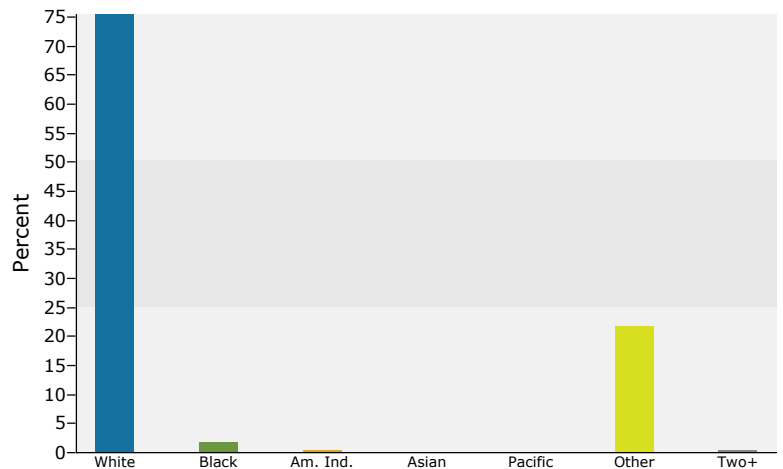
Population by Age



2010 Household Income



2010 Population by Race



2010 Percent Hispanic Origin: 31.6%